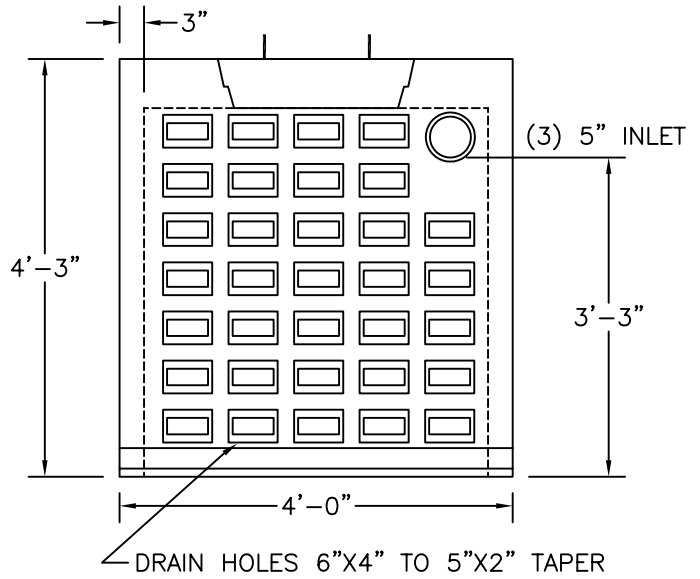
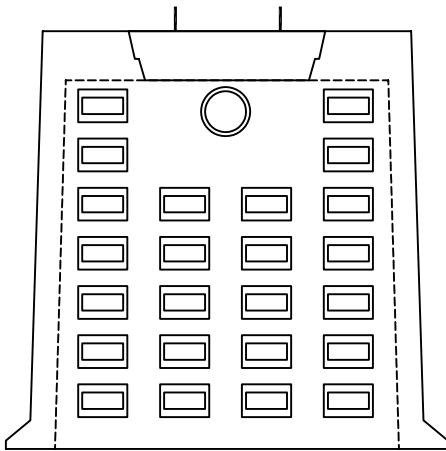


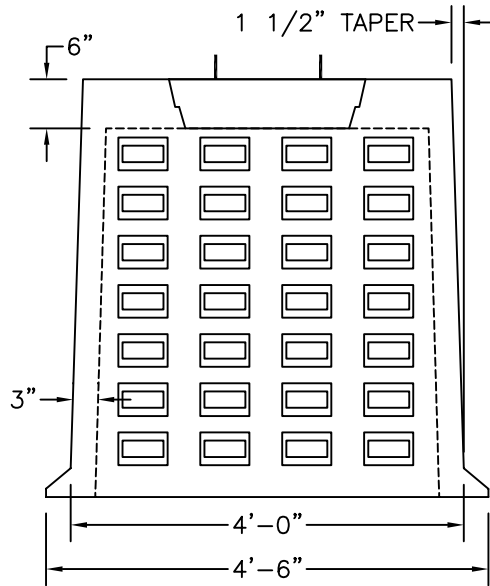
PLAN VIEW



SIDE VIEW



FRONT VIEW



BACK VIEW

| | | WEIGHT |
|----------|--------|--------|
| ITEM NO. | DW4X4H | 2,560# |

NOTES:

1. CONCRETE: 4,000 PSI MINIMUM AFTER 28 DAYS.
2. DESIGNED FOR H-20 LOADING.

E. F. SHEA
NEW ENGLAND
CONCRETE PRODUCTS, INC.

DRY WELL
 300 GALLON